



# AK Reads Act

Bob Griffin

Sr Education Research Fellow



## Alaska vs Florida NAEP Standings 2003

NAEP Test Results Alaska			2003
Grade	Subject	Status	US Ranking
4th	Reading	Free or Reduced Lunch	49 <sup>th</sup>
4th	Math	Free or Reduced Lunch	36 <sup>th</sup>
4th	Reading	Non-Free or Reduced Lunch	44 <sup>th</sup>
4th	Math	Non-Free or Reduced Lunch	39 <sup>th</sup>
8th	Reading	Free or Reduced Lunch	49 <sup>th</sup>
8th	Math	Free or Reduced Lunch	29 <sup>th*</sup>
8th	Reading	Non-Free or Reduced Lunch	47 <sup>th</sup>
8th	Math	Non-Free or Reduced Lunch	31 <sup>st*</sup>

Rankings are all 50 states and DC

NAEP Test Results Florida			2003
Grade	Subject	Status	US Ranking
4th	Reading	Free or Reduced Lunch	28 <sup>th</sup>
4th	Math	Free or Reduced Lunch	30 <sup>th</sup>
4th	Reading	Non-Free or Reduced Lunch	15 <sup>th</sup>
4th	Math	Non-Free or Reduced Lunch	18 <sup>th</sup>
8th	Reading	Free or Reduced Lunch	38 <sup>th</sup>
8th	Math	Free or Reduced Lunch	40 <sup>th*</sup>
8th	Reading	Non-Free or Reduced Lunch	40 <sup>th</sup>
8th	Math	Non-Free or Reduced Lunch	37 <sup>th*</sup>

Rankings are all 50 states and DC



## Alaska vs Florida NAEP Standings 2003 and 2019

NAEP Test Results Alaska			2003	2019
Grade	Subject	Status	US Ranking	
4th	Reading	Free or Reduced Lunch	49 <sup>th</sup>	51 <sup>st</sup>
4th	Math	Free or Reduced Lunch	36 <sup>th</sup>	50 <sup>th</sup>
4th	Reading	Non-Free or Reduced Lunch	44 <sup>th</sup>	51 <sup>st</sup>
4th	Math	Non-Free or Reduced Lunch	39 <sup>th</sup>	49 <sup>th</sup>
8th	Reading	Free or Reduced Lunch	49 <sup>th</sup>	50 <sup>th</sup>
8th	Math	Free or Reduced Lunch	29 <sup>th*</sup>	46 <sup>th</sup>
8th	Reading	Non-Free or Reduced Lunch	47 <sup>th</sup>	49 <sup>th</sup>
8th	Math	Non-Free or Reduced Lunch	31 <sup>st*</sup>	45 <sup>th</sup>

Rankings are all 50 states and DC

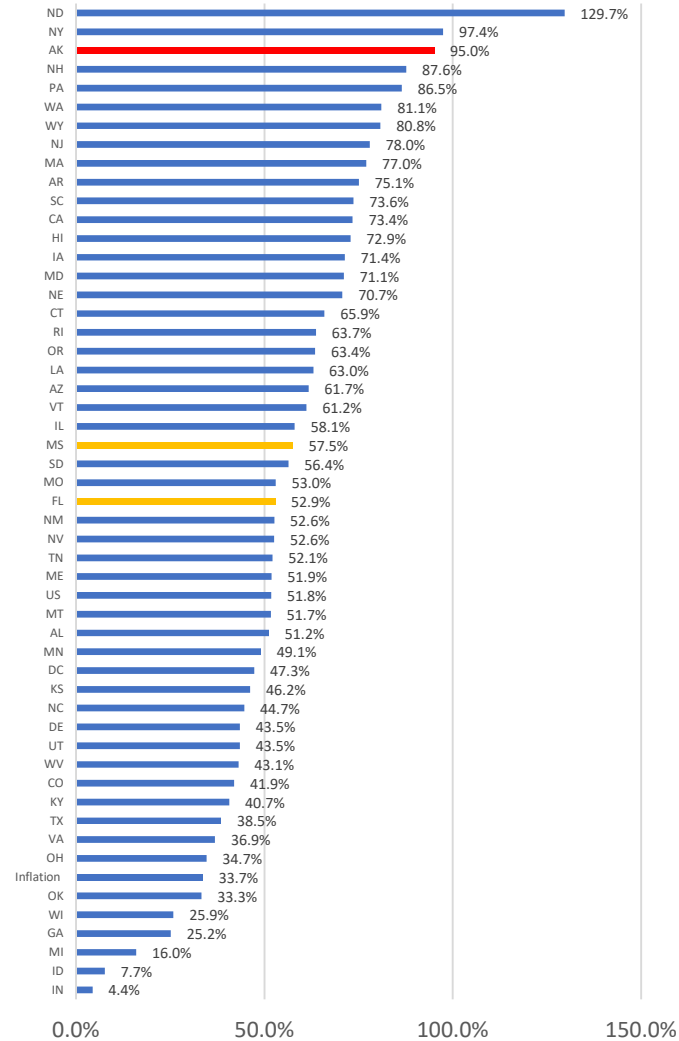
NAEP Test Results Florida			2003	2019
Grade	Subject	Status	US Ranking	
4th	Reading	Free or Reduced Lunch	28 <sup>th</sup>	1 <sup>st</sup>
4th	Math	Free or Reduced Lunch	30 <sup>th</sup>	1 <sup>st</sup>
4th	Reading	Non-Free or Reduced Lunch	15 <sup>th</sup>	4 <sup>th</sup>
4th	Math	Non-Free or Reduced Lunch	18 <sup>th</sup>	11 <sup>th</sup>
8th	Reading	Free or Reduced Lunch	38 <sup>th</sup>	5 <sup>th</sup>
8th	Math	Free or Reduced Lunch	40 <sup>th*</sup>	25 <sup>st</sup>
8th	Reading	Non-Free or Reduced Lunch	40 <sup>th</sup>	19 <sup>th</sup>
8th	Math	Non-Free or Reduced Lunch	37 <sup>th*</sup>	31 <sup>th</sup>

Rankings are all 50 states and DC

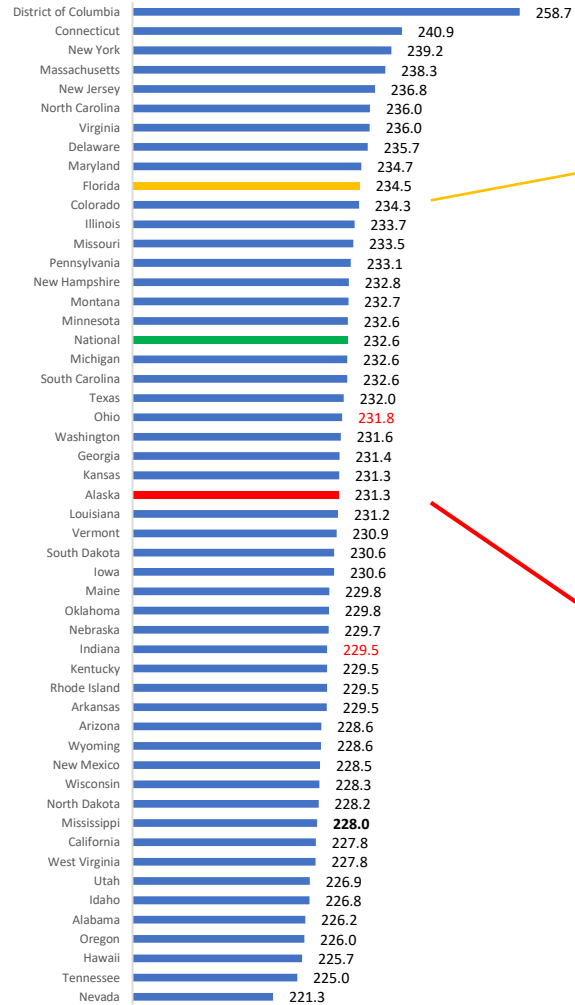
## 2003-2018 Increase in K-12 Spending

### Per Student in Average Daily Attendance

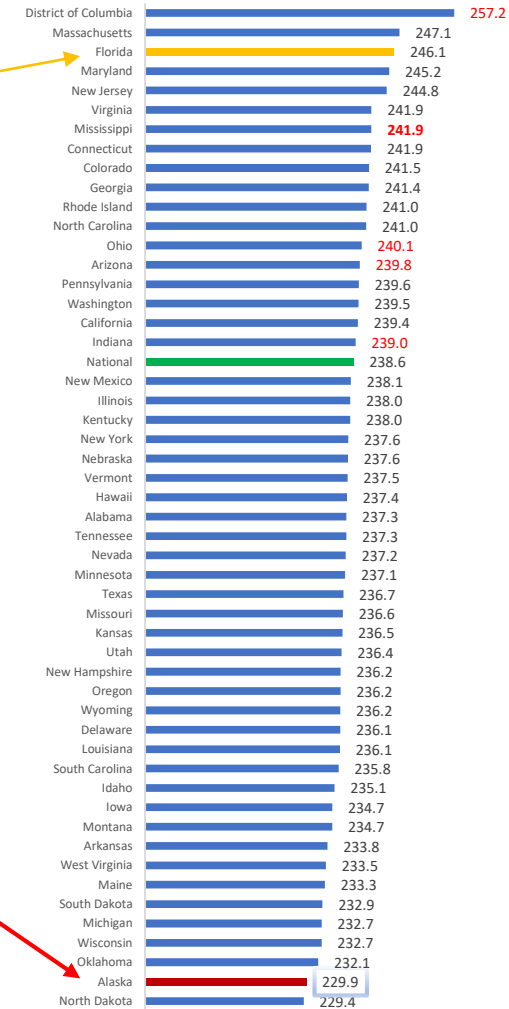
Source NEA Rankings and Estimates



### 2003 NAEP 4thGrade Reading White Non-Free or Reduced Lunch



### 2017 NAEP 4th Grade Reading White Non-Free Reduced Lunch



## Proficiency-Based Promotion Research

- 2018 *Boston University*: “The Costs and Benefits of Test-Based Promotion”
- 2017 *Journal of Public Economics*: “The Effects of Test-based Retention on Student Outcomes Over Time: Regression Discontinuity Evidence from Florida”
- 2012 *Manhattan Institute*: “The Benefits of Florida’s Test-Based Promotion System”
- 2009 *RAND Corporation*: “Ending Social Promotion Without Leaving Children Behind”
- 2007 *Education Finance & Policy*: “Revisiting Grade Retention: An Evaluation of Florida’s Test-Based Promotion Policy”
- 2006 *OPPAGA Report*: “Third Grade Retention Policy Leading to Better Student Performance Statewide”
- 2006 *Manhattan Institute*: “Getting Farther Ahead by Staying Behind”



# Questions

NAEP Test Results Alaska			2003	2019
Grade	Subject	Status	US Ranking	
4th	Reading	Free or Reduced Lunch	49 <sup>th</sup>	51 <sup>st</sup>
4th	Math	Free or Reduced Lunch	36 <sup>th</sup>	50 <sup>th</sup>
4th	Reading	Non-Free or Reduced Lunch	44 <sup>th</sup>	51 <sup>st</sup>
4th	Math	Non-Free or Reduced Lunch	39 <sup>th</sup>	49 <sup>th</sup>
8th	Reading	Free or Reduced Lunch	49 <sup>th</sup>	50 <sup>th</sup>
8th	Math	Free or Reduced Lunch	29 <sup>th*</sup>	46 <sup>th</sup>
8th	Reading	Non-Free or Reduced Lunch	47 <sup>th</sup>	49 <sup>th</sup>
8th	Math	Non-Free or Reduced Lunch	31 <sup>st*</sup>	45 <sup>th</sup>

Rankings are all 50 states and DC

NAEP Test Results Florida			2003	2019
Grade	Subject	Status	US Ranking	
4th	Reading	Free or Reduced Lunch	28 <sup>th</sup>	1 <sup>st</sup>
4th	Math	Free or Reduced Lunch	30 <sup>th</sup>	1 <sup>st</sup>
4th	Reading	Non-Free or Reduced Lunch	15 <sup>th</sup>	4 <sup>th</sup>
4th	Math	Non-Free or Reduced Lunch	18 <sup>th</sup>	11 <sup>th</sup>
8th	Reading	Free or Reduced Lunch	38 <sup>th</sup>	5 <sup>th</sup>
8th	Math	Free or Reduced Lunch	40 <sup>th*</sup>	25 <sup>st</sup>
8th	Reading	Non-Free or Reduced Lunch	40 <sup>th</sup>	19 <sup>th</sup>
8th	Math	Non-Free or Reduced Lunch	37 <sup>th*</sup>	31 <sup>th</sup>

Rankings are all 50 states and DC